

Biomark HD

Amplify your productivity



Biomark™ HD is an automated, high-performance PCR system that uses microfluidics technology to process samples at nanoliter-scale volumes for gene expression, genotyping, sample identification, copy number variation analysis and digital PCR. Ideal for labs performing PCR on hundreds to thousands of samples, the Biomark HD provides significant cost and time advantages over alternate technologies. And with a wide range of integrated fluidic circuit (IFC) formats available, scaling from mid- to high throughput on a single system is easily achievable.

The Biomark HD advantage

A. Multiple applications on a single system



Gene expression

Genotyping

Sample identification

Copy number variation

Digital PCR

B. Efficient assay workflow



1 Select panel.

2 Prepare samples and assays.

3 Transfer to IFC.

4 Process IFC.

5 Amplify and detect.

6 Analyze.

Highlights

Efficient—Reduce costs with nanoliter-scale reaction volumes and walkaway automation.

Fast—Analyze 96 samples with up to 96 markers in as little as four hours.

Flexible—Perform gene expression, genotyping, sample identification, CNV analysis and digital PCR, all on a single system.

Scalable—Easily scale from 144 to 9,216 reactions per run without changing technologies.

Figure 1. The Biomark HD advantage. (A) Easily perform multiple different applications on a single system using microfluidics technology. (B) Efficiently run up to 96 samples at a time using the automated Juno™ IFC controller and Biomark HD systems. Other IFC loaders are also available.

Assay flexibility

Biomark HD workflows are compatible with TaqMan® Assays and reagents as well as a number of other commercial assays, including Fluidigm SNP Type™ for genotyping and Delta Gene™ for gene expression. Easily move your existing panels to the Biomark HD to achieve immediate cost efficiencies or take advantage of commercially available panels including the Advanta™ Sample ID Genotyping Panel and Advanta IO Gene Expression Assay.

Genotyping and gene expression IFC formats







	Flex Six™ IFC	24.192 IFC	48.48 IFC	96.96 IFC	Juno 96.96 GT IFC	192.24 IFC
						
Number of samples	6 x 12	24	48	96	96	192
Number of assays	6 x 12	192	48	96	96	24
Number of datapoints	864	4,608	2,304	9,216	9,216	4,608
Supported applications	GT, GE	GE	GT, GE	GT, GE	GT	GT, GE
Supported chemistries	TaqMan, SNP Type, Delta Gene	TaqMan	TaqMan, SNP Type, Delta Gene	TaqMan, SNP Type, Delta Gene	TaqMan, SNP Type	TaqMan, SNP Type, Delta Gene
IFC controller	Juno or HX	Juno or RX	Juno or MX	Juno or HX	Juno	Juno or RX
Notes	Run up to 6 panels independently.				Lower sample input and costs with on-IFC preamplification.	

Table 1. Multiple IFC formats for a range of projects. Easily scale your PCR project from 12 to 192 samples per processing run without changing technologies. With Biomark HD, you eliminate the need for extensive bridging studies during project scaling.

With over 10 years on the market, the Biomark product line is a proven workhorse used by hundreds of molecular testing laboratories. A fast, scalable and cost-efficient platform that supports multiple applications, Biomark HD is an ideal solution to achieve higher productivity.

Learn more at

fluidigm.com/biomark

For Research Use Only. Not for use in diagnostic procedures.

Information in this publication is subject to change without notice. **Patent and license information:** fluidigm.com/legalnotices. Fluidigm, the Fluidigm logo, Advanta, Biomark, Delta Gene, Flex Six, Juno and SNP Type are trademarks and/or registered trademarks of Fluidigm Corporation in the United States and/or other countries. All other trademarks are the sole property of their respective owners. © 2018 Fluidigm Corporation. All rights reserved. 05/2018