

CyTOF Software v8.0: Installation Instructions for Data Processing Computers

Introduction

CyTOF® Software v8.0(130069[8.0.14050]) for CyTOF XT™ can be installed on non-acquisition, data processing computers for access to tools such as LMD Processing, FCS Processing, and Debarcoder. This document contains installation instructions for CyTOF Software v8.0 on data processing computers.

IMPORTANT Do not install the software on an acquisition computer. This procedure is for non-acquisition computers only. Contact Fluidigm service or technical support for assistance with acquisition systems.

Install CyTOF Software v8.0 on a Data Processing Computer

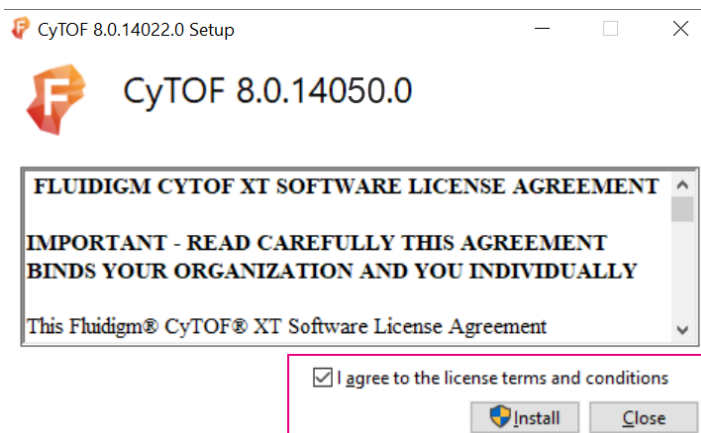
Run the Installer

NOTE

- Earlier versions of CyTOF Software will be upgraded. Install CyTOF Software v8.0 on a different computer if you wish to preserve an earlier installation of CyTOF Software.
- Windows Administrator privileges are required to install the software.

1 To start the installer, double-click CyTOF_8.0.14050.exe.

2 Review and check **I agree to the license terms and conditions** and click **Install**.




PROTOCOL

Install CyTOF Software v8.0 on a Data Processing Computer

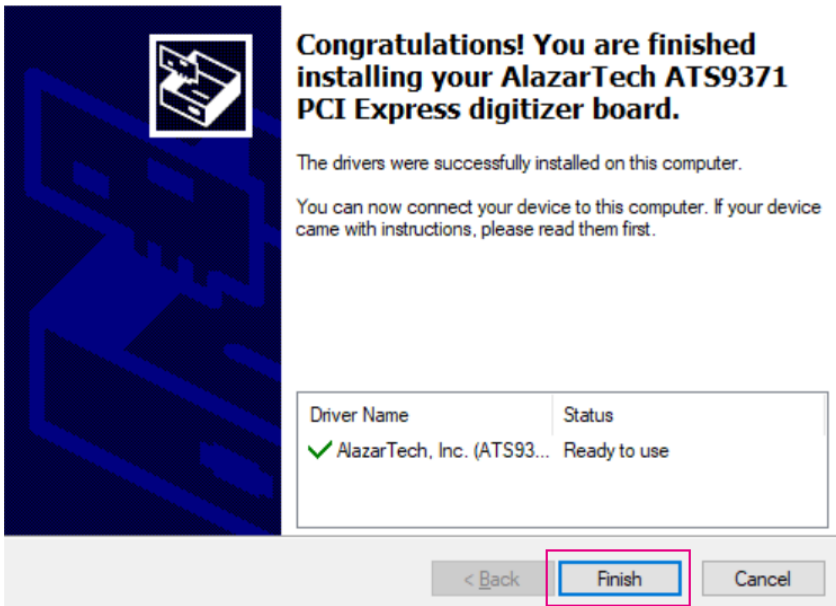
- 3 When the **ATS9371 Device Installer** window is displayed, click **Next** to install the driver.

ATS9371 Device Installer

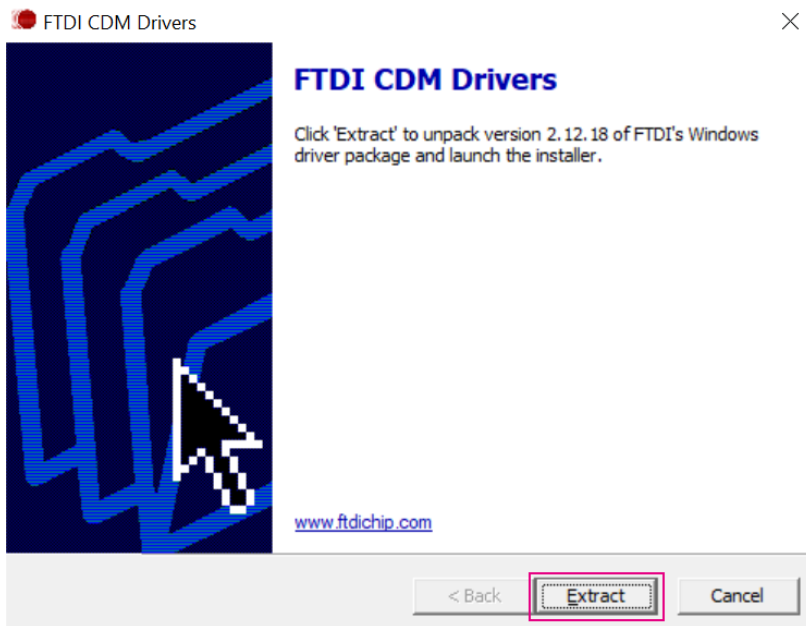


- 4 After the AlazarTech installer is finished, click **Finish**.

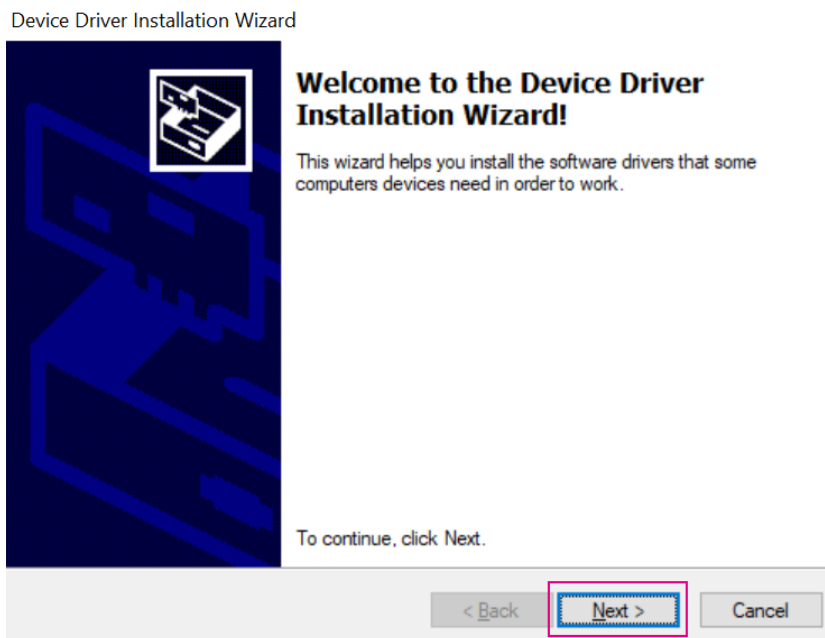
ATS9371 Device Installer



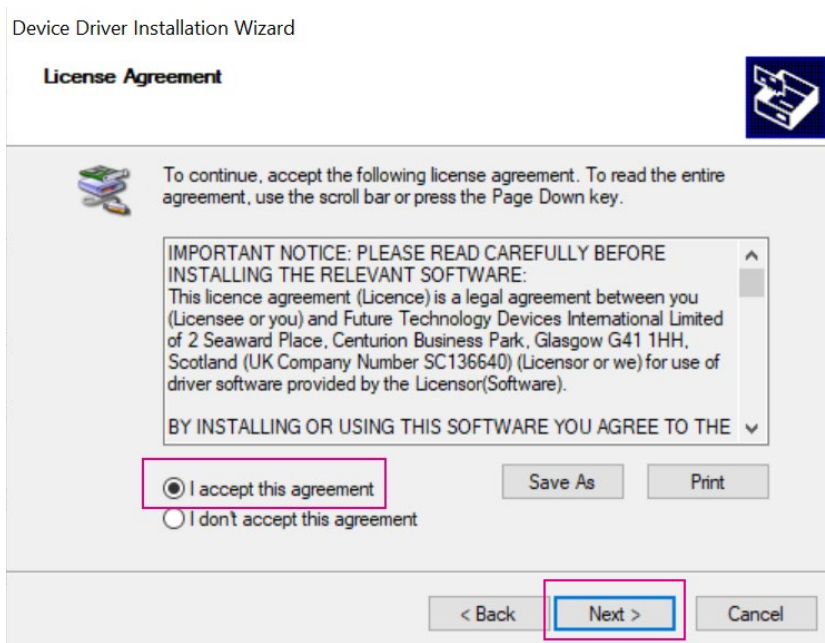
- 5 When the **FTDI CDM Drivers** window is displayed, click **Extract**.



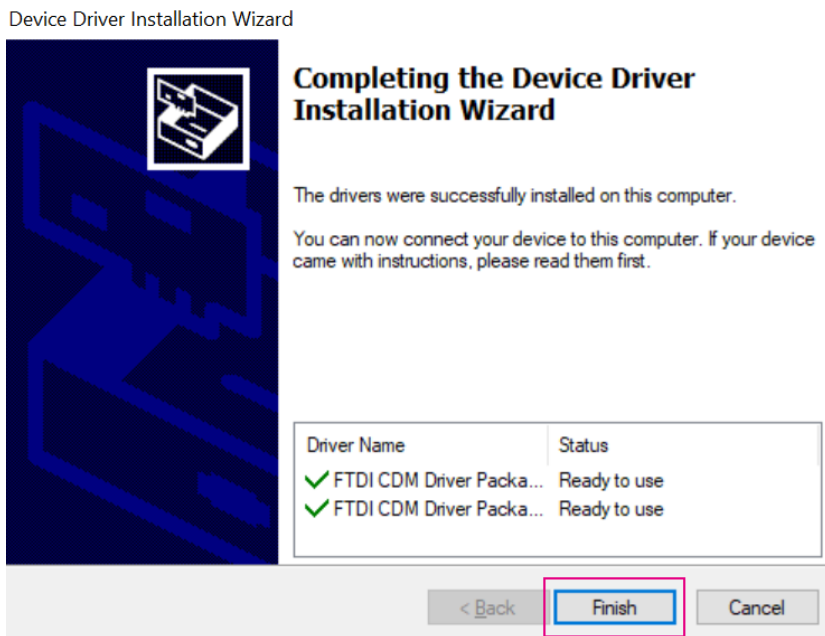
- 6 To continue, click Next.



7 Click **I accept this agreement** and then click **Next**.

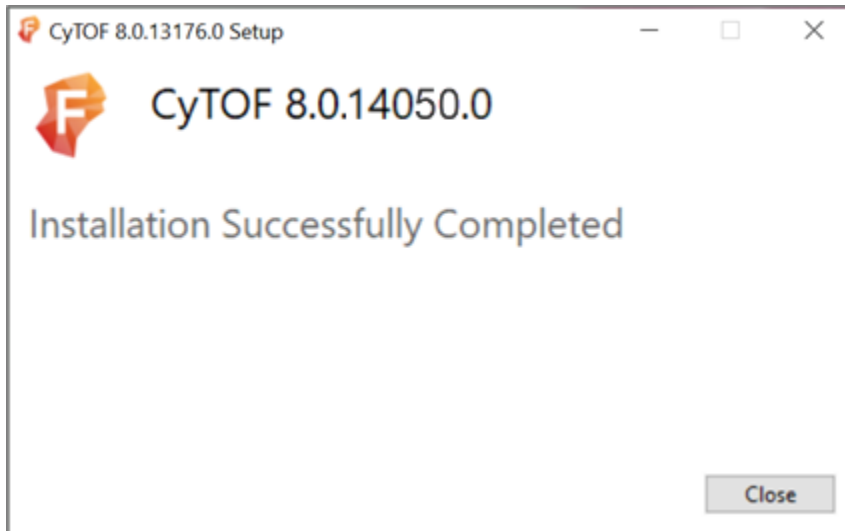


8 When the FTDI drivers are installed, click **Finish**.



The Device Driver Installation Window closes and CyTOF installation continues.

After CyTOF Software installation is complete, the following message is displayed:



Click **Close**. The software is installed.

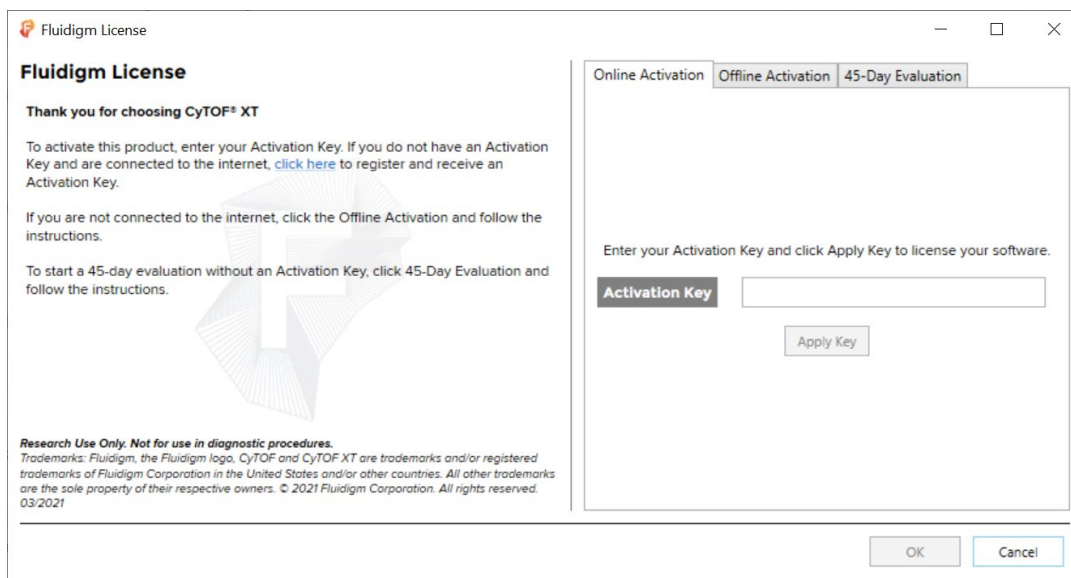
Upgrades from an Earlier Version of CyTOF Software

If you upgraded from an earlier version of CyTOF Software, perform this step before opening the software. If you forget to perform this step, an error is displayed when the software is opened. Close the software and then perform these steps to resolve the problem.

- 1 Before you open CyTOF Software, navigate to **C:\ProgramData\Fluidigm\CytoF\conf**.
- 2 Find and delete Cytof.db.

Open the Software

- 1 To open CyTOF Software v8.0 double-click the desktop icon. The **Fluidigm License** window is displayed.



- 2 If you have an Activation Key, follow the instructions on the screen to register your product. If you do not have an Activation Key, click the 45-Day Evaluation tab and activate the trial evaluation.
- 3 When prompted, in the **Username** field enter **administrator** and leave the **Password** field empty. Click **Log on**.

For more information about software registration, features, and functionality, click [?](#) to open the software Help.

For technical support visit techsupport.fluidigm.com.

North America +1 650 266 6100 | Toll-free (US/CAN): 866 358 4354 | support.northamerica@fluidigm.com Latin America +1 650 266 6100 | techsupportlatam@fluidigm.com
Europe/Middle East/Africa/Russia +44 1223 598100 | support.europe@fluidigm.com China (excluding Hong Kong) +86 21 3255 8368 | techsupportchina@fluidigm.com
Japan +81 3 3662 2150 | techsupportjapan@fluidigm.com All other Asian countries/India/Australia +1 650 266 6100 | techsupportasia@fluidigm.com

For Research Use Only. Not for use in diagnostic procedures.

Information in this publication is subject to change without notice. **Patent and license information:** fluidigm.com/legalnotices. **Limited Use Label License:** The purchase of this Fluidigm Instrument and/or Consumable product conveys to the purchaser the limited, nontransferable right to use with only Fluidigm Consumables and/or Instruments respectively except as approved in writing by Fluidigm. **Trademarks:** Fluidigm, the Fluidigm logo, CyTOF, and CyTOF XT are trademarks or registered trademarks of Fluidigm Corporation in the United States and/or other countries. All other trademarks are the sole property of their respective owners. ©2021 Fluidigm Corporation. All rights reserved. 06/2021